



OREGON ATHLETIC
OFFICIALS ASSOCIATION

One Rule - One Interpretation - One Mechanic



OCEP PLAYOFF CERTIFICATION TRAINING

SWINGING GATE COVERAGE



SWINGING GATE FORMATION

ONE ISSUE WITH THE SWINGING GATE IS NUMBERING EXCEPTION SITUATIONS.

THE REFEREE AND UMPIRE NEED TO OBSERVE AND RULE ON SITUATIONS WHERE A NUMBERING EXCEPTION IS USED AND THEN THE OFFENSE SHIFTS.

IF THERE IS AN NUMBERING EXCEPTION, THAT PLAYER(S) CANNOT END UP AT THE END OF THE LINE AFTER A SHIFT AND REMAINS INELIGIBLE.



SWINGING GATE FORMATION

THE SWINGING GATE FORMATION IS OCCASIONALLY USED ON EXTRA POINT PLAYS.

THE OFFENSE LINES UP WITH THE SNAPPER, HOLDER AND KICKER BETWEEN THE HASH MARKS AND THE MAJORITY OF THE REMAINING PLAYERS IN THE SIDE ZONES.



SWINGING GATE FORMATION

BECAUSE THIS FORMATION PRESENTS SEVERAL OPTIONS FOR SCORING, OFFICIALS MUST POSITION THEMSELVES TO MAXIMIZE COVERAGE OF THE MULTIPLE PLAYS THAT CAN BE RUN FROM THIS FORMATION.



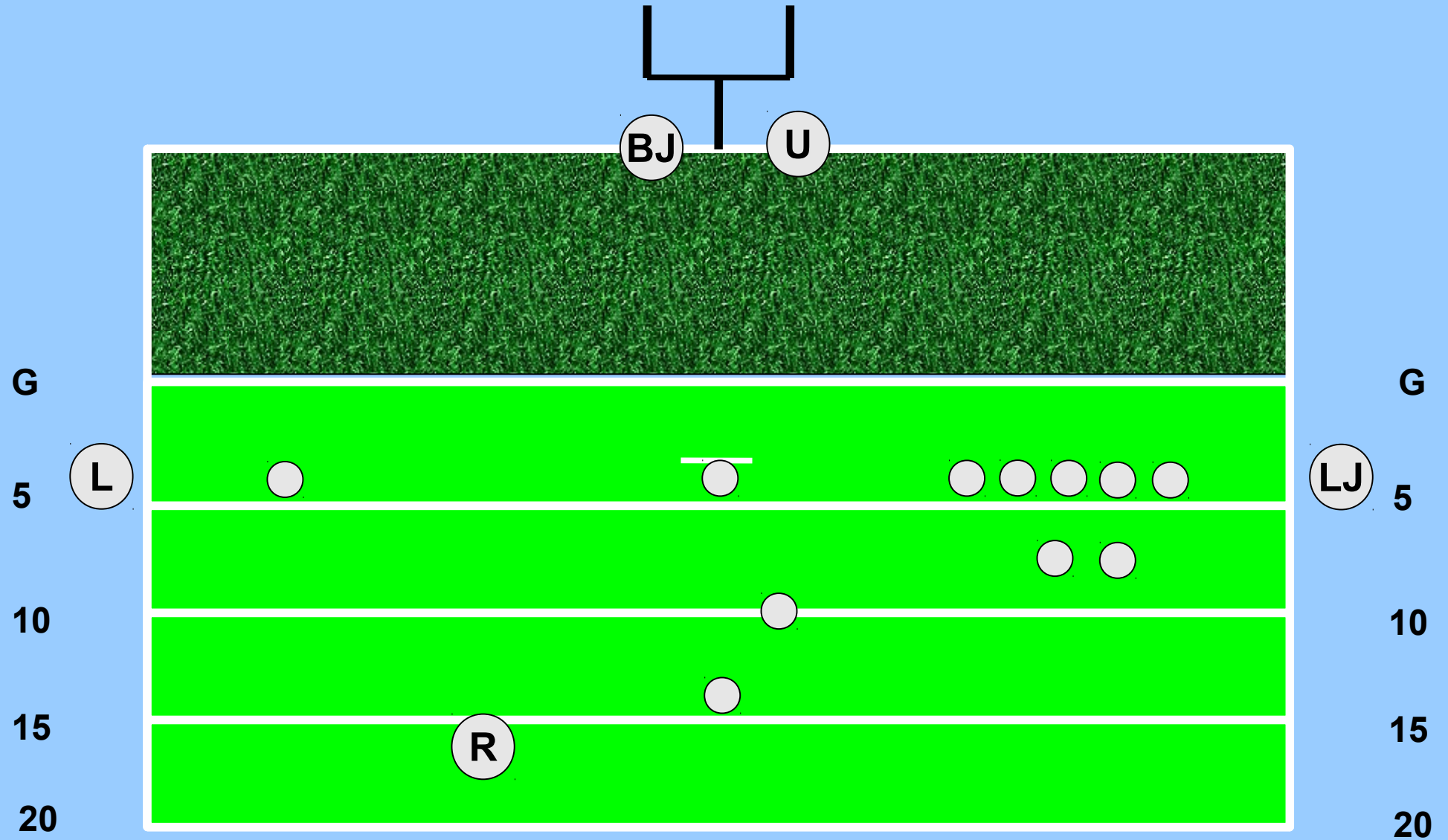
SWINGING GATE FORMATION

ONCE OFFICIALS START IN THE FOLLOWING SWINGING GATE MECHANIC, THEY WILL REMAIN IN THESE POSITIONS EVEN IF THE OFFENSE SHIFTS TO A CONVENTIONAL KICK-TRY FORMATION.

PLEASE ASK COACHES IF THEY UTILIZE THE SWINGING GATE AND DISCUSS DURING YOUR PRE-GAME CONFERENCE.



SWINGING GATE FORMATION 5 OFFICIALS





SWINGING GATE MECHANICS

5 OFFICIALS

REFEREE: FACES THE HOLDER ABOUT THREE YARDS BEHIND AND FIVE TO SEVEN YARDS TO THE SIDE OF THE KICKER.

UMPIRE: POSITION IS BEYOND THE END LINE AND BEHIND THE UPRIGHT ON LINE JUDGE'S SIDE OF THE FIELD, EVEN WITH THE BACK JUDGE. WATCH FOR ANY ILLEGAL ACTION AGAINST THE SNAPPER. RULE ON YOUR UPRIGHT. BE VOCAL AND COMMUNICATE WITH THE BACK JUDGE. SIGNAL WHILE MOVING FORWARD WITH THE BACK JUDGE.

LINESMAN AND LINE JUDGE: STARTING POSITION IS ON THE SIDELINE STRADDLING THE LINE OF SCRIMMAGE. MOVE TO GOAL LINE AT THE SNAP.



SWINGING GATE MECHANICS

5 OFFICIALS

REFEREE: FACES THE HOLDER ABOUT THREE YARDS BEHIND AND FIVE TO SEVEN YARDS TO THE SIDE OF THE KICKER.

UMPIRE: POSITION IS BEYOND THE END LINE AND BEHIND THE UPRIGHT ON LINE JUDGE'S SIDE OF THE FIELD, EVEN WITH THE BACK JUDGE. WATCH FOR ANY ILLEGAL ACTION AGAINST THE SNAPPER. RULE ON YOUR UPRIGHT. BE VOCAL AND COMMUNICATE WITH THE BACK JUDGE. SIGNAL WHILE MOVING FORWARD WITH THE BACK JUDGE.

LINESMAN AND LINE JUDGE: STARTING POSITION IS ON THE SIDELINE STRADDLING THE LINE OF SCRIMMAGE. MOVE TO GOAL LINE AT THE SNAP.



SWINGING GATE MECHANICS

5 OFFICIALS


BACK JUDGE: POSITION IS BEYOND THE END LINE AND BEHIND THE UPRIGHT ON LINESMAN'S SIDE OF THE FIELD. RULE ON YOUR UPRIGHT. BE VOCAL AND COMMUNICATE WITH THE UMPIRE. WHEN A SUCCESSFUL KICK PASSES THE UPRIGHT OR WHEN THE BALL BREAKS THE GOALLINE PLANE AND IT IS OBVIOUS THERE WILL BE NO SCORE, SOUND YOUR WHISTLE. SIGNAL WHILE MOVING FORWARD WITH THE UMPIRE.



SWINGING GATE FORMATION 4 OFFICIALS



U



G

G

5

5

L

LJ

10

10

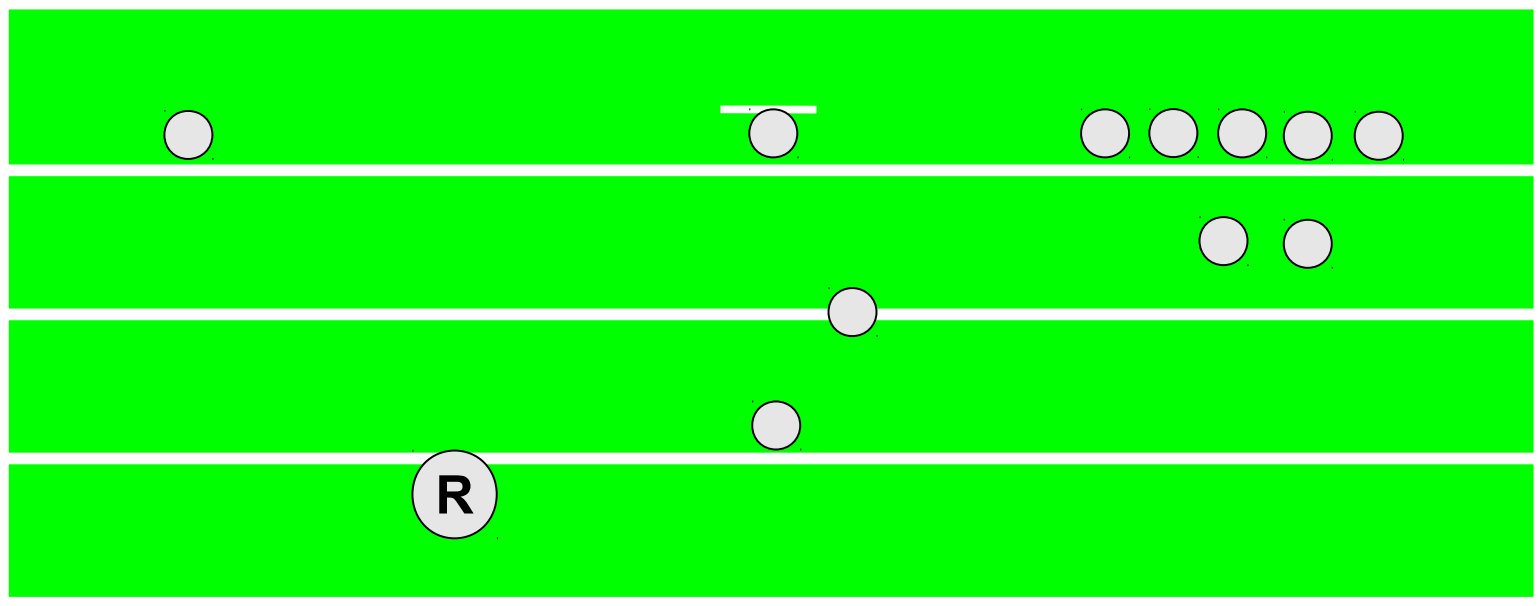
15

15

20

20

R





SWINGING GATE FORMATION 4 OFFICIALS

REFEREE: FACES THE HOLDER ABOUT THREE YARDS BEHIND AND FIVE TO SEVEN YARDS TO THE SIDE OF THE KICKER.

UMPIRE: STARTING POSITION IS BEYOND THE END LINE BETWEEN THE UPRIGHTS TO COVER THE ENTIRE GOAL POST. MOVE TO RULE ON THE KICK PASSING THROUGH THE UPRIGHTS AND OVER OR UNDER THE CROSSBAR. WHEN A KICK IS SUCCESSFUL OR WHEN THE BALL BREAKS THE GOALLINE PLANE AND IT IS OBVIOUS THERE WILL BE NO SCORE, SOUND YOUR WHISTLE. SIGNAL WHILE MOVING FORWARD.

LINESMAN AND LINE JUDGE: STARTING POSITION IS ON THE SIDELINE STRADDLING THE LINE OF SCRIMMAGE. MOVE TO GOAL LINE AT THE SNAP.