

# NCOA Football – North T1 Class

Class 1


Introduction / Pre-Game

# Overview

- Introduce Instructors
- Initial Assessment
- Introduce Students
- Administrivia
- Calendar / Class Overview
- Rule Book Quiz
- Assign Homework
- Pre-Game Activities
- Coin Toss Mechanics

# Instructors

Bryan Jacobs  
30 Years experience



Email: [bryanjacobs@comcast.net](mailto:bryanjacobs@comcast.net)  
Phone: 916-524-7924

Sean Odom  
10 Years experience



Email: [airodom@hotmail.com](mailto:airodom@hotmail.com)  
Phone: 916-849-3671

Nate Jacobs  
6 Years experience



Email: [jacobs.nate@gmail.com](mailto:jacobs.nate@gmail.com)  
Phone: 916-225-0311

# Initial Assessment

- What brought you back to officiate football for a second season?
- What was the most confusing part of officiating last year?
- What was the highlight of your season last year?
- What was the most frustrating part of officiating last year?
- What are your goals for this year?
- What are you looking to get out of this class?

# Introductions

1. Name
  2. Line Judge or Head Linesman? Why?
  3. One of your assessment answers
- Assessment Questions
- Reason for officiating
  - Confusion
  - Highlight
  - Frustration
  - Goal
  - What you want from class

# Administrivia

- Arbiter
- Registration
- Ready to Assign
- Concussion/Sportsmanship (email Tim Landrus)\*
- NFHS 100 Point Test (email Tim Landrus)\*
- Schedule / School Blocks
- Classification Letter

\*Due 8/1, Tim Landrus – [t.landrus@sbcglobal.net](mailto:t.landrus@sbcglobal.net)

# Class Schedule

| Class | Date  | Location | Topic                         |
|-------|-------|----------|-------------------------------|
| 1     | 7/16  | Jesuit   | Pre-Game / Coin Toss          |
| 2     | 7/23  | Jesuit   | Free Kicks                    |
| 3     | 7/30  | Jesuit   | Running Plays                 |
| 4     | 8/13  | Jesuit   | Passing Plays                 |
| 5     | 8/20  | Jesuit   | Punts                         |
| 6     | 8/26* | Jesuit   | Field Goals / Try             |
| 7     | 9/10  | Jesuit   | Goal Line / Reverse Goal Line |
| 8     | 9/17  | Jesuit   | Turnovers                     |
| 9     | 9/24  | Jesuit   | Miscellaneous                 |

\*Monday

# Other Important Dates

- Saturday – July 27 – Clinic – Capital Christian
- Week of August 5 – Position Classes – Jesuit
- Friday & Saturday – August 16 & 17 – Scrimmages
- Tuesday – August 13 – Enforcement Test – Jesuit
- Thursday – August 22 – Games Start
- Tuesday – August 27 – General Meeting – Jesuit
- Tuesday – October 15 – General Meeting – Jesuit



# **RULE BOOK QUIZ**

NCOA T1 Class 1 - Introduction / Pre-Game

# Homework

- Go to Arbiter ([ncoa.arbitersports.com](http://ncoa.arbitersports.com))
- Click on “Football NCOA North” button (on left side of screen)
- Under heading “T1 Class”
- Click on “Free Kicks”
- We will review questions next week in class

# Pre-Game Activities

## Head Linesman And Line Judge

- Inspect sideline
- Check pylons
- Check yard markers
- Check chains
- Meet Head Coach
- Meet / Instruct Ball Persons
- Observe team warm-ups
- Instruct chain crew (HL only)
- Get relevant info from Referee

# Pre-Game Activities

- Inspect sideline
  - Is sideline properly marked?
  - Are there any hazards to be aware of?
  - Are coaches box and team box properly marked?
- Check pylons
  - Do you have enough?
    - 1 for each goal line and 1 for each end line
  - Are they properly positioned?
  - Are goal line pylons stable?
- Check yard markers
  - Do you have yard markers on your sideline?
  - Are they properly positioned?
    - Front of marker should be on back of coaches box
  - Adjust goal line markers for comfort
    - Don't want to trip on these when backing away from goal line

# Pre-Game Activities

- Check Chains
  - Are there chains and down indicator?
  - Are the chains 10 yards?
  - Is there a clip?
  - Is there tape at the 5 yard mark?
  - Does the down indicator display all four downs?
- Meet Head Coach
  - Introduce yourself
  - Know coach's name
  - Discuss who is calling time-outs
  - Discuss who "get back" coach is
- Meet / Instruct Ball Person
  - Is there a ball person?
    - Know their name(s)
  - Remind them of their duties
    - Bring ball on when team goes on offense
    - Get ball off when team goes on defense
    - Retrieve ball after PAT or FG
    - Retrieve kicking tee after kickoff

# Pre-Game Activities

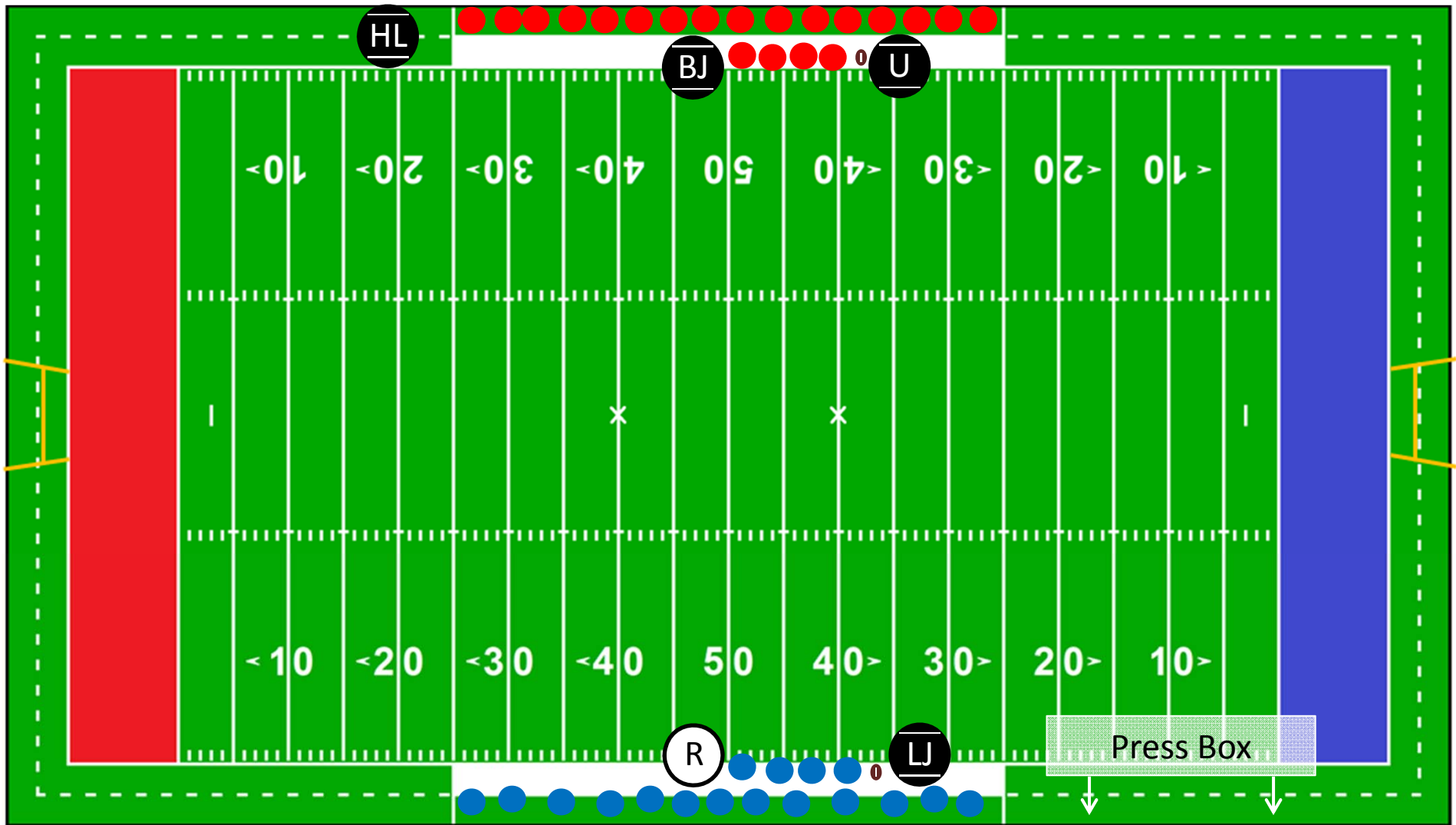
- **Observe team warm-ups**
  - What formations do they use?
    - Anything out of the ordinary?
    - Are receivers covered up?
  - What kind of plays do they run?
  - If possible, let receivers know what to expect when they check to make sure they are on/off.
  - Go through pre-snap routine
- **Get relevant info from Referee**
  - Any trick / special plays?
  - Are they up-tempo?
  - Do they kick PATs?
  - When is coin-toss?
- **Instruct chain crew**
  - Make sure there are 3-4 people
    - Know their name(s), especially box person
  - Remind them of their duties
    - They are not fans (no cheering or coaching)
    - They have a job to do (no cell phones)
    - Don't move until instructed to
    - Don't get hurt (drop chains if threatened)
    - Explain clip usage
    - Explain the way you work

# Coin Toss - Preparation

## Head Linesman And Line Judge

- Find out from Referee when coin toss is being done
- When meeting Head Coach, remind him when coin toss is set to be done
- Shortly before coin toss time, start ushering team from your sideline off the field
- Identify captains and line them up at the 50 yard line with ball person and game ball
- Ensure all other coaches / players / team personnel are off the field

# Coin Toss – Initial Positions





# Coin Toss – Initial Positions

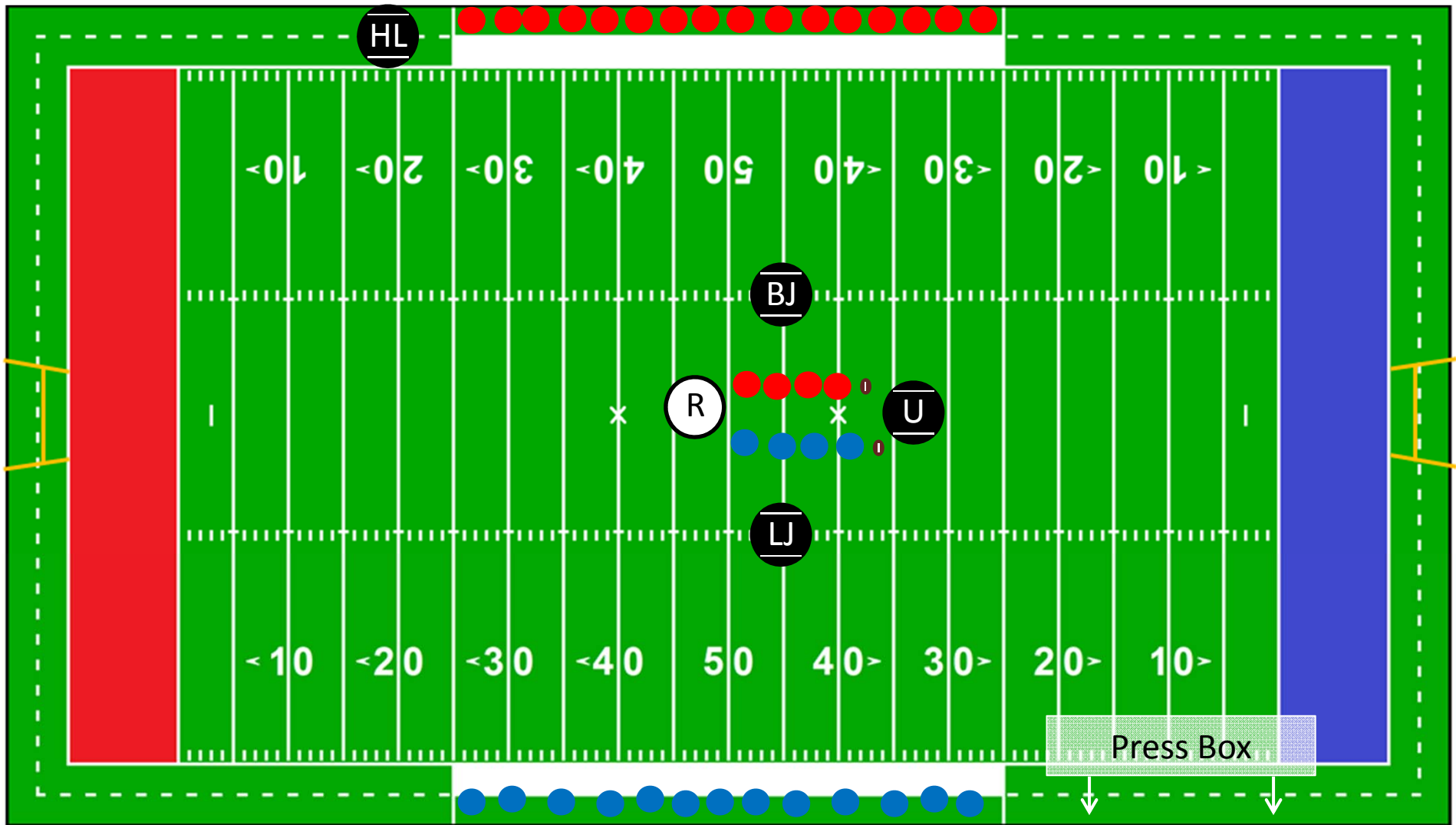
## Head Linesman

- On sideline with chain crew
  - Give any final instructions if necessary

## Line Judge

- On sideline flanking captains / ball person with Referee
  - Ensure captain that is speaking is next to Referee
  - Ensure ball person has game ball

# Coin Toss – Final Positions



# Coin Toss – Final Positions

## Head Linesman

- On sideline with chain crew
  - Give any final instructions if necessary
  - Otherwise, observe team to ensure no one enters the field

## Line Judge

- Walk captains out towards mid-field and stop at hash marks
  - Observe team to ensure no one enters the field

# Coin Toss – Post-Toss

## Head Linesman And Line Judge

- Run into middle of field where coin toss occurred
- Confirm results of coin toss and record on game card
- Ensure proper game ball is available for kickoff
- Receive final instructions from Referee
- Run to positions for kickoff