

NCOA Football – North T1 Class

Class 6

Punts

Overview

- Administrivia
- Schedule
- Review Homework
- Assign Homework
- Review Game Situations
- Film Study
- Punt Mechanics

Administrivia

- New Students
- Ready to Assign
- Concussion/Sportsmanship (email Tim Landrus)
- NFHS 100 Point Test (email Tim Landrus)
- Schedule / School Blocks
- Classification Letter

Tim Landrus – t.landrus@sbcglobal.net

Introductions

1. Name
 2. Line Judge or Head Linesman? Why?
 3. One of your assessment answers
- Assessment Questions
- Reason for officiating
 - Confusion
 - Highlight
 - Frustration
 - Goal
 - What you want from class

Class Schedule

Class	Date	Location	Topic
1	7/16	Jesuit	Pre-Game / Coin Toss
2	7/23	Jesuit	Free Kicks
3	7/30	Jesuit	Running Plays
4	8/13	Jesuit	Sideline Control / Forward Progress
5	8/20	Jesuit	Passing Plays
6	8/26	Jesuit	Punts
7	9/10	Jesuit	Field Goals / Try
8	9/17	Jesuit	Goal Line / Reverse Goal Line
9	9/24	Jesuit	Turnovers / Miscellaneous

Other Important Dates

- **Wednesday – August 28 – General Meeting – Jesuit**
- Tuesday – October 15 – General Meeting – Jesuit

Homework Review – Question 1

A's ball 3rd and 8 on the B-28. QB A1 drops back to the B-33 to pass. He cannot find an open receiver so he tucks the ball and runs to the B-30 where B8 tackles A1 inbounds, by initiating contact with the front of his helmet. Immediately following the snap, LT A78 engaged B55 high and LG A67 cut him at the knees at the LOS (line of scrimmage).

Homework Review – Question 2

A's ball 1st and 10 on the A-45. Back A2 takes a handoff at the A-43 and runs up the middle to the A-46 where he is tackled. During A2's run, RG A66 blocked defensive lineman B98 below the waist at the LOS (line of scrimmage). After the play B98 taunts A66.

Homework Review – Question 3

A's ball 2nd and 3 on the B-7. Back A2 takes a pitch and runs out of bounds at the B-4. After A2 stepped out of bounds, B7 drove a shoulder into his body, knocking him to the ground. A9 took exception to the hit and grabbed B7 by the facemask and yanked him to the ground.

**Any topics to
discuss from
last week's
games?**

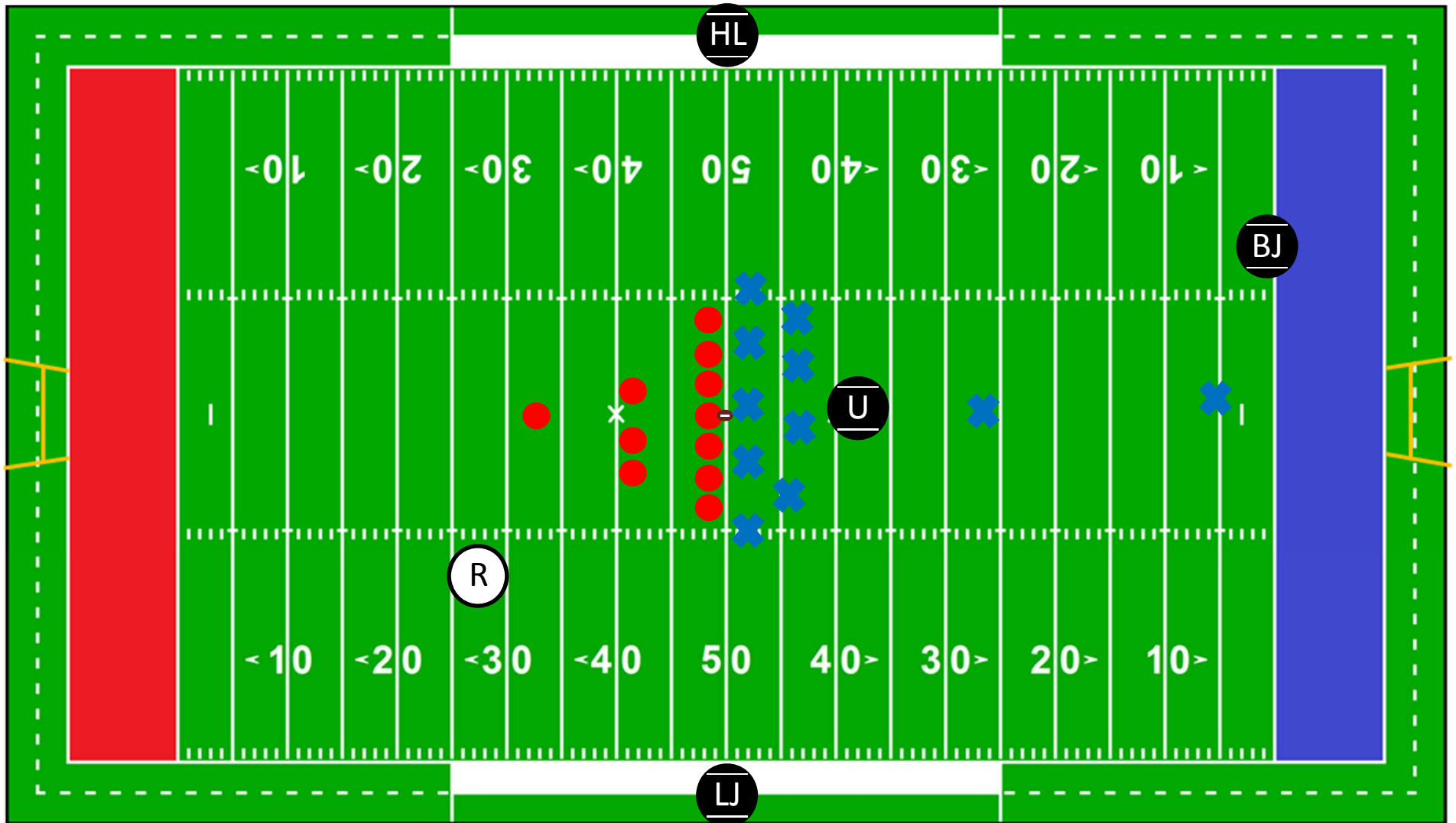
FILM STUDY

Punt – Preparation

Head Linesman And Line Judge

- Be alert for dead ball fouls
- Signal number of next down (4th) overhead
- **Communicate with crew that clock will be stopped after play**
- Retreat to sideline
 - Do not turn your back on the field
- Lower number of next down after ready for play
 - Move personal down indicator to next down
 - Check down box to ensure it shows the correct down
- Ensure chains and box are in correct position
- **Clear sideline of all players, coaches, and others**
- Start Pre-Snap routine as soon as possible

Punt – Initial Positions



Punt – Initial Positions

Head Linesman And Line Judge

- Straddle line of scrimmage on sideline
 - Distance from sideline should be whatever is comfortable
 - Further from sideline will help with sideline control
 - Closer to sideline will bring action closer and help with ruling on out of bounds plays

Punt – Pre-Snap Routine

Head Linesman And Line Judge

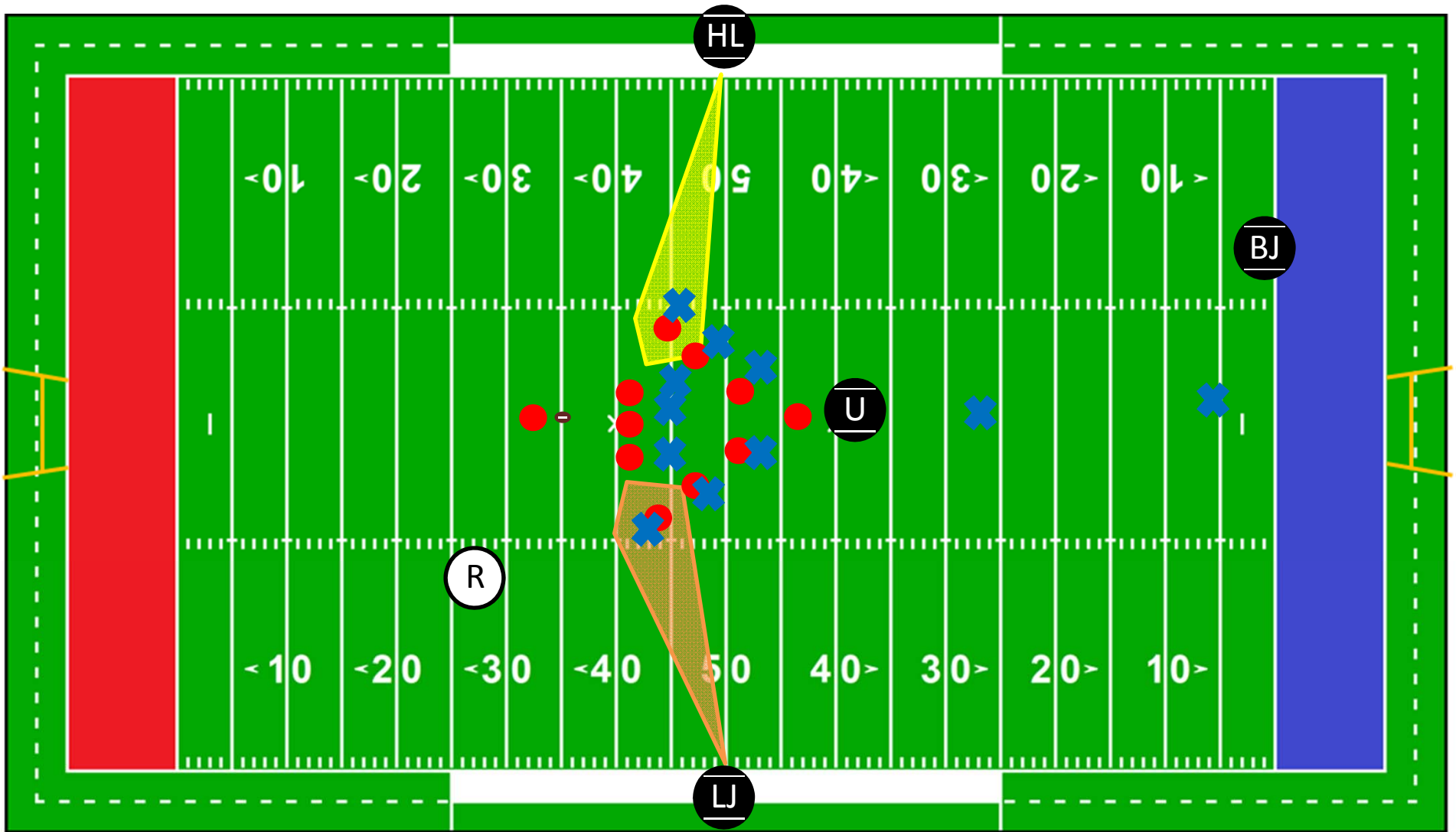
- Count defense and signal with Back Judge to confirm
- Determine if receiver nearest to sideline is on or off the line of scrimmage and signal with opposite flank
- Count players in backfield to ensure legal formation
 - Pay special attention to formation (who is eligible)
- Have whistle in mouth
- Watch any players that start in motion away from you
 - Potential illegal motion or illegal shift
- Watch neutral zone for encroachment / false start

Punt – At the Snap

Head Linesman And Line Judge

- Spit out whistle
- Throw flag for any illegal shift, motion, or formation, but let play continue
- Read play to ensure punt and not fake
 - Cover fake punt as normal scrimmage play
- Watch outermost lineman (tackle/tight end) for any fouls during initial contact with defense
 - Holding
 - Illegal block

Punt – At the Snap



Punt – Post-Snap (During Kick)

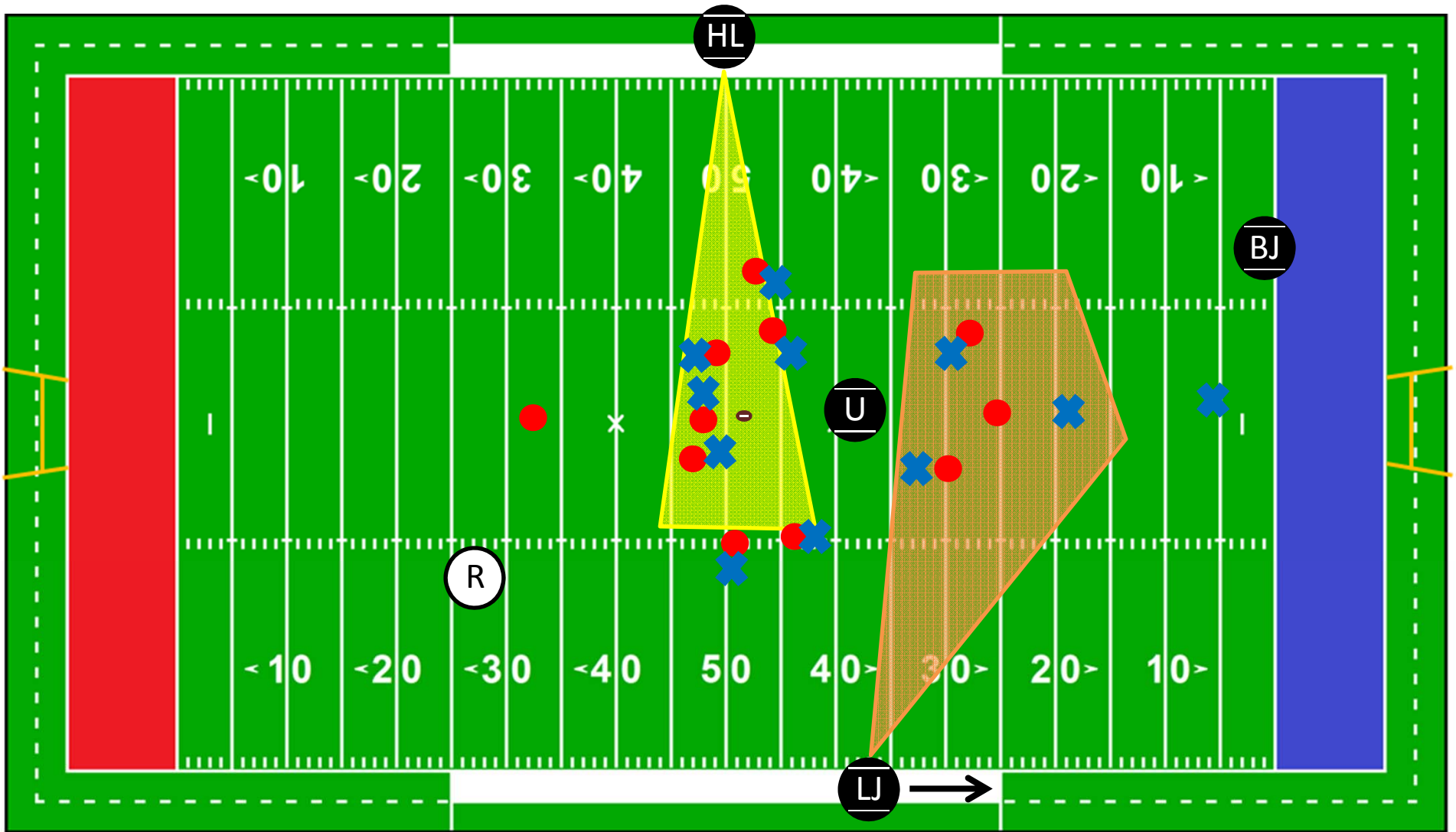
Head Linesman

- Remain on line of scrimmage until ball has crossed line of scrimmage
 - Must know if ball crossed line of scrimmage or not
- Assist Referee if kick is short or blocked
 - Did ball cross the line?
 - Was there first touching?
 - Where was ball recovered?
- Follow last wave of kicking team players downfield slowly
 - Holding
 - Illegal blocks
 - Blindside blocks

Line Judge

- Once kick is imminent, follow first wave of kicking team downfield
 - Holding
 - Illegal blocks
 - Blindside blocks
- Watch returners for potential fair catch signals
- Assist Back Judge with end of kick
 - Kick catch interference
 - Muffed catch
 - First touching

Punt – Post-Snap (During Kick)



Punt – Return

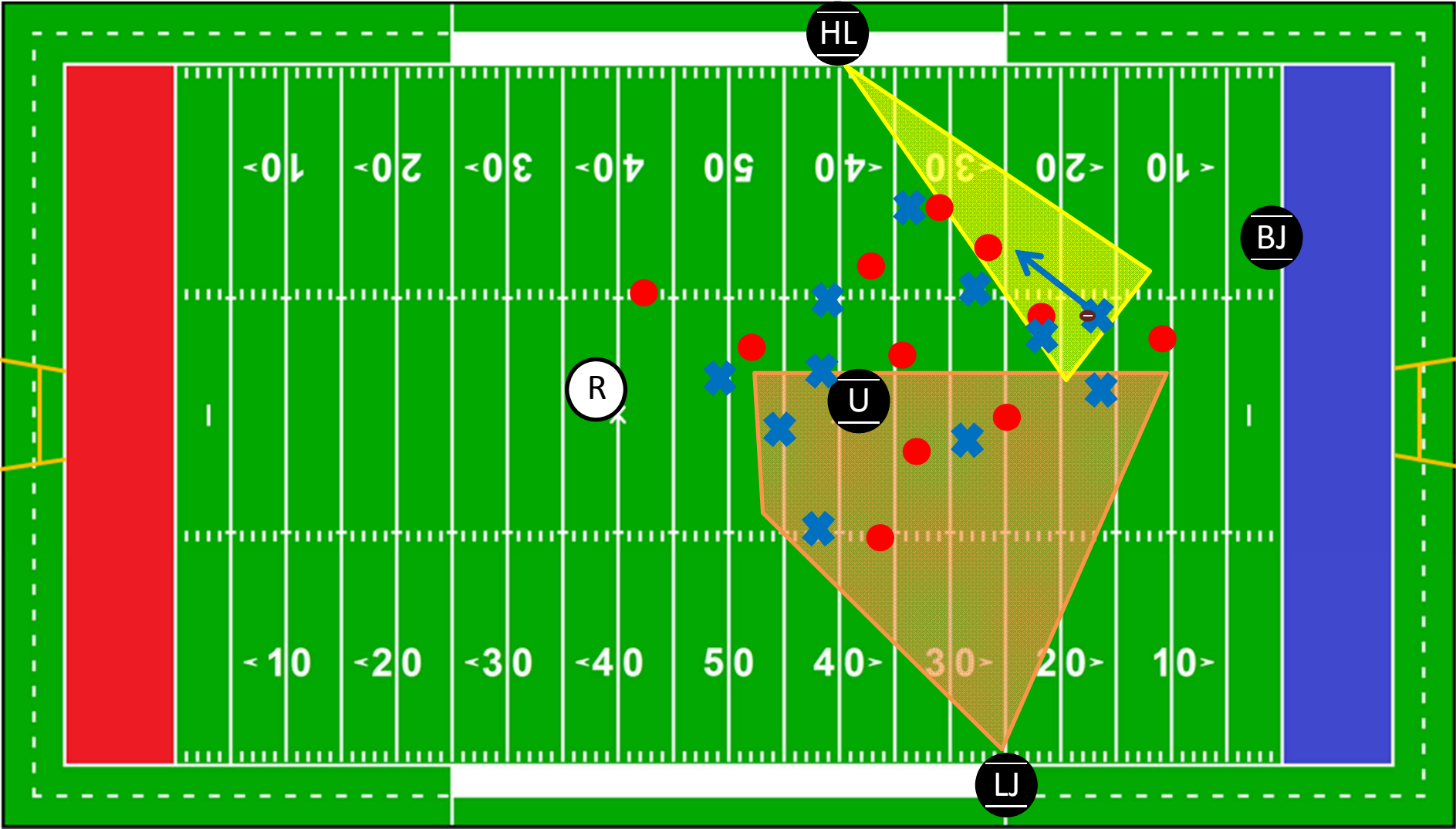
Play Side Flank

- Allow runner to pass you and follow play as normal
- Watch legality of blocks immediately in front of runner
- Watch runner
 - Potential Facemask
 - Potential Fumble
- Responsible for sideline and forward progress

Off Side Flank

- If play passes you, follow slowly
- Widen view and observe backside players
 - Blindside Block
 - Unnecessary Roughness
 - Late Hit

Punt – Return



Punt – Out of Bounds

Play Side Flank

- Blow whistle
- Stop clock
- Move down sideline to spot where kick went out of bounds
 - If unknown, move downfield further than where ball went out and look to BJ for help as you move downfield
 - If BJ has no help, turn back upfield and move slowly until Referee gives you spot
 - Discuss this procedure with crew during pre-game
- Signal direction of first down

Off Side Flank

- Widen view and observe dead ball action
- Mirror play side flank for spot where kick went out of bounds
- Assist in getting ball ready for play
 - Get new ball in
 - Get old ball out
 - Get chains set up